

# JABLOTRON Mercury

## PRODUCT CATALOGUE




**JABLOTRON**

## JABLOTRON MERCURY

Is a professional IP security system designed to protect family homes, small shops, offices, and businesses.

JABLOTRON Mercury offers faster and more flexible installation. Security system parameters are pre-set, so the entire configuration can be completed conveniently in the MyCOMPANY app.



## IP ALARM WITH ADDED FEATURES

JABLOTRON Mercury uses Internet Protocol (IP) to transfer data to the Cloud and then to the mobile app, ensuring secure, fast and reliable communication.

Remote access allows to monitor the system status, receive alerts and perform operations such as arming/disarming the alarm via the mobile app.

JABLOTRON Mercury is equipped with integrated connectivity and automatically selects a mobile operator with the best coverage. This makes the alarm's communication resistant to outages of individual mobile networks.

## SYSTEM PARAMETERS

|                               |                             |                                   |                        |
|-------------------------------|-----------------------------|-----------------------------------|------------------------|
| up to<br><b>4</b><br>sections | up to<br><b>32</b><br>users | up to<br><b>31</b><br>peripherals | <b>2</b><br>PG outputs |
|-------------------------------|-----------------------------|-----------------------------------|------------------------|

## ABOUT US

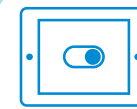

JABLOTRON ALARMS is a leading European player in the field of alarm systems. We have been developing and producing alarm systems with an emphasis on the user comfort of our products for over 30 years. We provide state-of-the-art solutions for the protection of property, health and safety of our customers.



With the new  
**JABLOTRON Mercury**,  
customers get  
**30 days  
FREE TRIAL**

# SMART SOLUTION FOR SECURITY AND PROTECTION

What  
**installation  
partners  
get**



## JABLOTRON MERCURY

professional security system

- o bus / wireless / combined solutions
- o residential and commercial properties
- o certification as per EN 50131

## PROFESSIONALISM

- o revenue share program
- o professional training
- o technical support
- o business support - promotion

## MyCOMPANY

- o system installation
- o overview of the technical status of installations
- o service notification about the system status
- o source of up-to-date information

## JABLOTRON MERCURY


reliable IP security system

- o security and protection
- o professional installation
- o extended service support

## MyJABLOTRON

- o remote alarm control
- o immediate notification of events
- o important information available at any time
- o device control

What  
**customers  
get**



# CONTENTS



## CONTROL PANELS ..... 3

## SYSTEM DEVICES ..... 3

- Radio module ..... 3
- Communicator ..... 3



## CONTROL DEVICES ..... 3

- Keypads ..... 3
- Remote controls ..... 4
- Authorization devices ..... 4



## DETECTORS ..... 4

- Motion ..... 4
- Combined and dual ..... 5
- Verification ..... 6
- Building perimeter ..... 6
- Environmental ..... 7



## SIRENS ..... 7

- Internal ..... 7
- External ..... 8

## ACCESSORIES ..... 8

- Smart plug with external output ..... 8
- Doorbell button ..... 8



## MODULES ..... 9

- Input ..... 9
- Output ..... 9



## INSTALLATION ACCESSORIES ..... 9

- Bus splitters ..... 9
- Covers and installation boxes ..... 10
- Installation cables ..... 10
- Testers ..... 11
- Label printer ..... 11
- RFID card reader for PC ..... 11
- Wall plugs and screws ..... 11



## POWER SUPPLY ..... 12

- Adapters ..... 12
- Backup batteries ..... 12
- Batteries ..... 12

## INDEX ..... 13

## CONTROL PANELS



| Product code          | JA-102KY   | JA-102KRY                               |
|-----------------------|--|---|
| Product name          | Control panel with LAN communicator                      | Control panel with LAN and radio module |
| Dimensions            | 268 x 225 x 83 mm  | 268 x 225 x 83 mm                       |
| Number of sections    | 4  | 4                                       |
| Number of users       | 32   | 32                                      |
| Number of peripherals | 31   | 31                                      |
| Number of PG outputs  | 2  | 2                                       |
| Communicators         | built-in LAN and GPRS/GSM, radio module can be purchased | built-in LAN, GPRS/GSM and radio module |
| Back-up battery       | 1x SA214-2.6 - not included                              | 1x SA214-2.6 - not included             |

## SYSTEM DEVICES Radio module



| Product code             | JA-111R                                       |
|--------------------------|---|
| Product name             | Module for wireless connection of devices     |
| Product type             | bus   |
| Dimensions               | 43 x 160 x 23 mm                              |
| Idle current consumption | 35 mA   |
| Note                     | Distributed without plastic cover PLV-JA111R. |

## SYSTEM DEVICES Communicator



| Product code              | JA-194Y-LITE   |
|---------------------------|--|
| Product name              | LTE communicator module  |
| Dimensions                | 70 x 37 x 25 mm  |
| Current consum. idle/max. | 9 mA / 720 mA  |
| Operating band            | 2G (GSM, EDGE) 900/1800 MHz<br>3G 900/2100 MHz (B8, B1)<br>4G (LTE) 800/900/1800/2100/<br>2600 MHz (B20, B8, B3, B1, B7) |

## CONTROL DEVICES Keypads





| Product code              | JA-113E<br>/-GR /-AN            | JA-153E<br>/-GR /-AN         | JA-115E<br>/-GR /-AN                 | JA-155E<br>/-GR /-AN                 |
|---------------------------|---------------------------------|------------------------------|--------------------------------------|--------------------------------------|
| Product name              | Keypad with RFID reader         | Keypad with RFID reader      | Keypad with a screen and RFID reader | Keypad with a screen and RFID reader |
| Product type              | bus                             | wireless                     | bus                                  | wireless                             |
| Dimensions                | 102 x 96 x 33 mm                | 102 x 96 x 33 mm             | 136 x 110 x 33 mm                    | 136 x 110 x 33 mm                    |
| Power supply              | 12 V from the control panel bus | 2x BAT-1V5-AA - not included | 12 V from the control panel          | 4x BAT-1V5-AA - not included         |
| Current consum. idle/max. | 10 mA / 20 mA                   | 20 µA / 40 mA                | 18 mA / 150 mA                       | 245 µA / 115 mA                      |



## CONTROL DEVICES

### Remote controls



| Product code              | JA-152J MS II  | JA-154J MS II  |
|---------------------------|---|---|
| Product name              | Two-way two-button remote control   | Two-way four-button remote control  |
| Product type              | wireless  | wireless  |
| Dimensions                | 36 x 63 x 15 mm   | 36 x 77 x 15 mm   |
| Power supply              | 1x BAT-3V0-2032   | 1x BAT-3V0-2032   |
| Current consum. idle/max. | 1,1 µA / 33 mA  | 1,1 µA / 33 mA  |

## CONTROL DEVICES

### Authorization devices









| Product code   | JA-190J          | JA-192J            | JA-194J-RE /-BK            | JA-195J            |
|----------------|------------------|--------------------|----------------------------|--------------------|
| Product name   | RFID access card | RFID entry key tag | RFID leather entry key tag | RFID entry key tag |
| RFID frequency | 125 kHz (LF)     | 125 kHz (LF)       | 125 kHz (LF)               | 125 kHz (LF)       |





## DETECTORS

### Motion



| Product code              | JA-110P  | JA-150P  | JA-110P PET   | JA-150P PET   |
|---------------------------|---|---|---|---|
| Product name              | PIR motion detector   | PIR motion detector   | PIR motion detector with basic pet immunity   | PIR motion detector with basic pet immunity   |
| Product type              | bus   | wireless  | bus   | wireless  |
| Dimensions                | 60 x 95 x 55 mm   | 60 x 95 x 55 mm   | 60 x 95 x 55 mm   | 60 x 95 x 55 mm   |
| Power supply              | 12 V from the control panel   | 2x BAT-1V5-AA - not included  | 12 V from the control panel   | 2x BAT-1V5-AA - not included  |
| Current consum. idle/max. | 5 mA / 10 mA  | 15 µA / 50 mA   | 5 mA / 10 mA  | 25 µA / 50 mA   |
| Mounting height           | 2,5 m above the floor level   | 2,5 m above the floor level   | 2 m above the floor level   | 2 m above the floor level   |
| Detection angle / range   | 110° / 12 m   | 110° / 12 m   | 90° / 12 m   90° / 7 m (PET immunity)   | 90° / 12 m   90° / 7 m (PET immunity)   |
| Note                      | -   | -   | PET immunity up to approx. 25 kg and a maximum height of 40 cm.   | PET immunity up to approx. 25 kg and a maximum height of 40 cm.   |







| Product code              | JA-112P /-GR /-AN  | JA-152P /-GR /-AN  | JA-115P  | JA-155P  |
|---------------------------|---|---|---|---|
| Product name              | PIR motion detector   | PIR motion detector   | Ceiling PIR motion detector   | Ceiling PIR motion detector   |
| Product type              | bus   | wireless  | bus   | wireless  |
| Dimensions                | 62 x 110 x 40 mm  | 62 x 110 x 40 mm  | ø 125 x 40 mm   | ø 125 x 40 mm   |
| Power supply              | 12 V from the control panel bus   | 1x BAT-3V0-CR123A - not included  | 12 V from the control panel bus   | up to 2x BAT-3V0-CR123A - not included  |
| Current consum. idle/max. | 5 mA / 16 mA  | 30 µA / 100 mA  | 2,8 mA / 30 mA  | 30 µA / 85 mA   |
| Mounting height           | 2,5 m above the floor level   | 2,5 m above the floor level   | 2,5 - 3,5 m above the floor level   | 2,5 - 3,5 m above the floor level   |
| Detection angle / range   | 90° / 12 m  | 90° / 12 m  | 360° / ø 11 m (in height of 3,5 m)  | 360° / ø 11 m (in height of 3,5 m)  |





## DETECTORS

### Combined and dual



| Product code                    | JA-120PW  | JA-180W  | JA-122PW /-GR /-AN  | JA-162PW /-GR /-AN  |
|---------------------------------|---|--|---|---|
| Product name                    | PIR and MW motion detector  | PIR and MW motion detector   | PIR and MW motion detector  | PIR and MW motion detector  |
| Product type                    | bus   | wireless   | bus   | wireless  |
| Dimensions                      | 60 x 110 x 55 mm  | 60 x 110 x 51 mm   | 63 x 150 x 40 mm  | 63 x 150 x 40 mm  |
| Power supply                    | 12 V from the control panel bus   | 1x BAT-3V6-AA-LS - not included  | 12 V from the control panel bus   | 2x BAT-3V0-CR123A - not included  |
| Current consum. idle/max.       | 5 mA / 25 mA  | -  | 5 mA / 16 mA  | 65 µA / 50 mA   |
| Mounting height                 | 2,5 m above the floor level   | 2,5 m above the floor level  | 2,2 - 2,5 m above the floor level   | 2,2 - 2,5 m above the floor level   |
| Detect. angle. / range PIR (MW) | 110° / 12 m (90° / 15 m)  | 110° / 12 m (90° / 15 m)   | 90° / 12 m (80° / 12 m)   | 90° / 12 m (80° / 12 m)   |







| Product code                    | JA-120PB  | JA-180PB  | JA-122PB /-GR /-AN  | JA-162PB /-GR /-AN  |
|---------------------------------|--|--|--|--|
| Product name                    | PIR motion and glass break detector  | PIR motion and glass break detector  | PIR motion and glass break detector  | PIR motion and glass break detector  |
| Product type                    | bus  | wireless   | bus  | wireless   |
| Dimensions                      | 60 x 95 x 55 mm  | 60 x 110 x 55 mm   | 63 x 150 x 40 mm   | 63 x 150 x 40 mm   |
| Power supply                    | 12 V from the control panel bus  | PIR: 1x BAT-3V6-AA-LS<br>GBS: 1x BAT-3V6-1/2AA-LS - not included                               | 12 V from the control panel bus  | 2x BAT-3V0-CR123A - not included   |
| Current consum. idle/max.       | 5 mA / 10 mA   | -  | 2,4 mA / 12,8 mA   | 46 µA / 50 mA  |
| Mounting height                 | 2,5 m above the floor level  | 2,5 m above the floor level  | 2,2 - 2,5 m above the floor level  | 2,2 - 2,5 m above the floor level  |
| Detect. angle. / range PIR (MW) | 110° / 12 m (90° / 9 m)  | 120° / 12 m (90° / 9 m)  | 110° / 12 m (90° / 9 m)  | 110° / 12 m (90° / 9 m)  |



## DETECTORS

### Verification



| Product code                       | JA-120PC  | JA-160PC  | JA-120PC (90)  | JA-160PC (90)  |
|------------------------------------|--|--|---|---|
| <b>Product name</b>                | PIR motion detector with a camera  | PIR motion detector with a camera  | PIR motion detector with a 90° camera   | PIR motion detector with a 90° camera   |
| <b>Product type</b>                | bus  | wireless   | bus   | wireless  |
| <b>Dimensions</b>                  | 60 x 110 x 55 mm   | 60 x 110 x 55 mm   | 60 x 110 x 55 mm  | 60 x 110 x 55 mm  |
| <b>Power supply</b>                | 12 V from the control panel bus  | 2x BAT-1V5-AA - not included   | 12 V from the control panel bus   | 2x BAT-1V5-AA - not included  |
| <b>Current consum. idle/max.</b>   | 5 mA / 250 mA  | 70 µA / 800 mA   | 5 mA / 250 mA   | 2 µA / 870 mA   |
| <b>Mounting height</b>             | 2,5 m above the floor level  | 2,5 m above the floor level  | 2,5 m above the floor level   | 2,5 m above the floor level   |
| <b>PIR detection angle / range</b> | 55° / 12 m   | 55° / 12 m   | 90° / 12 m  | 90° / 12 m  |






| Product code                     | JA-122PC<br>/-GR /-AN  | JA-162PC<br>/-GR /-AN  |
|----------------------------------|---|---|
| <b>Product name</b>              | PIR motion detector with a 90° camera   | PIR motion detector with a 90° camera   |
| <b>Product type</b>              | bus   | wireless  |
| <b>Dimensions</b>                | 65 x 150 x 44 mm  | 65 x 150 x 44 mm  |
| <b>Power supply</b>              | 12 V from the control panel bus   | 2x BAT-3V0-CR123A - not included  |
| <b>Current consum. idle/max.</b> | 5 mA / 250 mA   | 50 µA / 307 mA  |
| <b>Mounting height</b>           | 2,5 m above the floor level   | 2,5 m above the floor level   |
| <b>Detection angle / range</b>   | 90° / 12 m  | 90° / 12 m  |

## DETECTORS

### Building perimeter







| Product code                                  | JA-151M<br>/-GR /-AN /B  | JA-150M<br>/-GR /-AN /B  | JA-112M  |
|---|---|---|---|
| <b>Product name</b>                           | Magnetic detector - mini  | Magnetic detector with two universal inputs   | Module for magnetic detectors - 2 inputs  |
| <b>Product type</b>                           | wireless  | wireless  | bus   |
| <b>Dimensions</b>                             | 27 x 55 x 16 mm   | 24 x 109 x 22 mm  | 44 x 110 x 26 mm  |
| <b>Power supply</b>                           | 1x BAT-3V0-CR2032 - not included  | 1x BAT-1V5-AA - not included  | 12 V from the control panel bus   |
| <b>Current consum. idle/max.</b>              | -   | 40 µA / 120 mA  | 7 mA / 12 mA  |
| <b>Maximum length of the connection cable</b> | -   | 3 m   | 100 m   |

## DETECTORS

### Environmental



| Product code                                     | JA-110ST  | JA-111ST-A  | JA-151ST  | JA-151ST-A  |
|--|--|--|--|--|
| <b>Product name</b>                              | Combined smoke and heat detector   | Combined smoke and heat detector with an internal siren  | Combined smoke and heat detector with an internal siren                                      | Combined smoke and heat detector with an internal siren  |
| <b>Product type</b>                              | bus  | bus  | wireless   | wireless   |
| <b>Dimensions</b>                                | ø 126 x 50 mm  | ø 126 x 50 mm  | ø 126 x 50 mm  | ø 126 x 50 mm  |
| <b>Power supply</b>                              | 12 V from the control panel bus  | 12 V from the control panel bus<br>3x BAT-1V5-AA - not included                                | 3x BAT-1V5-AA - not included   | 3x BAT-1V5-AA - not included   |
| <b>Current consum. idle/max.</b>                 | 5 mA / 40 mA   | 5 mA / 150 mA  | 22 µA / 50 mA  | 55 µA / 90 mA  |
| <b>Smoke detector sensitivity</b>                | m = 0.11 ÷ 0.13 dB / m<br>class A2 in accordance with EN 54-7                                | m = 0.11 ÷ 0.13 dB / m<br>class A2 in accordance with EN 54-7                                  | m = 0.11 ÷ 0.13 dB / m<br>class A2 in accordance with EN 54-7                                | m = 0.11 ÷ 0.13 dB / m<br>class A2 in accordance with EN 54-7                                  |
| <b>Temperature detection</b>                     | class A2 in accordance with EN 54-5  | class A1, A2 in accordance with EN 54-5  | class A1 in accordance with EN 54-5  | class A1 in accordance with EN 54-5  |
| <b>Operating temperature   Alarm temperature</b> | -10 °C to +80 °C  <br>+60 °C to +70 °C   | -10 °C to +70 °C  <br>+60 °C to +65 °C   | -10 °C to +70 °C  <br>+60 °C to +65 °C   | -10 °C to +70 °C  <br>+60 °C to +65 °C   |
| <b>Note</b>                                      | -  | Contains a siren (EN 14604).   | Contains a siren (EN 14604).   | Contains a siren (EN 14604).   |







| Product code                    | LD-81  |
|---------------------------------|--|
| <b>Product name</b>             | Flood detector   |
| <b>Product type</b>             | -  |
| <b>Dimensions</b>               | 53 x 20 x 10 mm  |
| <b>Power supply</b>             | directly from the JA-150M wireless detector                                    |
| <b>Idle current consumption</b> | -  |
| <b>Max. cable length</b>        | 2,5 m (cannot be extended)   |
| <b>Note</b>                     | It is possible to install it directly into wireless installations via JA-150M. |

## SIRENS

### Internal





| Product code                     | JA-110A  | JA-110A II  | JA-150A II  | JA-152A  |
|----------------------------------|---|--|--|---|
| <b>Product name</b>              | Internal siren  | Internal siren   | Internal siren   | Internal siren  |
| <b>Product type</b>              | bus   | bus  | wireless   | wireless  |
| <b>Dimensions</b>                | 80 x 80 x 28 mm   | 80 x 80 x 35 mm  | 80 x 80 x 35 mm  | 90 x 70 x 45 mm   |
| <b>Power supply</b>              | 12 V from the control panel bus   | 12 V from the control panel bus  | 110 - 230 V / 0.6 W, protection class II   | 110 - 230 V / 0.6 W, protection class II  |
| <b>Backup battery</b>            | -   | 1x BAT-3V2-CR2 - not included  | 1x BAT-3V2-CR2 - not included  | 1x BAT-3V2-CR2 - included   |
| <b>Current consum. idle/max.</b> | 5 mA / 30 mA  | 5 mA / 120 mA  | 0,6 mA / 2,5 mA  | 4 mA / 13 mA  |
| <b>Siren</b>                     | piezoelectric, 85 dB/1 m  | piezoelectric, 100 dB/1 m  | piezoelectric, 100 dB/1 m  | piezoelectric, 100 dB/1 m   |

## SIRENS

External





| Product code              | JA-115A  | JA-165A  |
|---------------------------|---|---|
| Product name              | External siren  | External siren  |
| Product type              | bus   | wireless  |
| Dimensions                | 200 x 300 x 70 mm   | 200 x 300 x 70 mm   |
| Power supply              | 12 V from the control panel   | 1x (2x) BAT-100A - not included   |
| Backup battery            | 1x BAT-4V8 - included   | -   |
| Battery service life      | approx. 3 years   | approx. 5 years   |
| Current consum. idle/max. | 5 mA / 50 mA  | 0,3 mA / 1000 mA  |
| Siren                     | piezoelectric, 110 dB/1 m   | piezoelectric, 100 dB/1 m   |

## ACCESSORIES

Plug with external output





| Product code               | JB-162N-PLUG  | JB-163N-PLUG  |
|----------------------------|--|--|
| Product name               | Plug with external output  | Plug with external output  |
| Product type               | wireless   | wireless   |
| Plug type                  | Type E (French)  | Type F (Schuko)  |
| Dimensions                 | 70 x 70 x 77,6 mm  | 70 x 70 x 77,6 mm  |
| Power supply               | 110 - 250 V / 50 - 60 Hz   | 110 - 250 V / 50 - 60 Hz   |
| Current consum. idle/max.  | 0,4 W / 1 W  | 0,4 W / 1 W  |
| Resistive load (cos φ = 1) | max. 16 A  | max. 16 A  |

## ACCESSORIES

Doorbell button




| Product code              | JA-159J  IP65  |
|---------------------------|--|
| Product name              | Doorbell button  |
| Product type              | wireless   |
| Dimensions                | 77 x 47 x 28 mm  |
| Power supply              | 2x BAT-3V0-CR2032  |
| Battery service life      | approx. 5 years  |
| Current consum. idle/max. | 2,6 mA / 3 mA  |

## MODULES


Input







| Product code                                      | JA-111H TRB  |
|---|---|
| Product name                                      | Module for the connection of a wired detector   |
| Product type                                      | bus   |
| Dimensions  | 16 x 30 x 12 mm   |
| Current consum. idle/max.                         | 8 mA / 12 mA  |
| Maximum acceptable load by the connected detector | 50 mA   |

## MODULES

Output



| Product code              | JB-110N  | JA-150N  | JB-111N  | JA-151N  |
|---------------------------|---|---|---|---|
| Product name              | PG power output module  | PG power output module  | PG signal output module   | PG signal output module   |
| Product type              | bus   | wireless  | bus   | wireless  |
| Dimensions                | 78 x 40 x 20 mm   | 82 x 50 x 19 mm   | 78 x 40 x 15 mm   | 82 x 50 x 19 mm   |
| Power supply              | 12 V from the control panel bus   | 230 V / 50 Hz, 1,5 W  | 12 V from the control panel bus   | 12 V DC   |
| Current consum. idle/max. | 5 mA / 45 mA  | -   | 5 mA / 25 mA  | 18 mA / 35 mA   |
| Maximum switched voltage  | 250 V AC/DC   | 250 V AC  | 24 V DC/50 V  | 24 V DC/50 V  |
| Maximum switched current  | 16 A  | 16 A  | 2 A   | 2 A   |
| Minimum switched DC power | 0,5 W   | 0,5 W   | 10 mA   | 10 mA   |

## INSTALLATION

ACCESSORIES

Bus splitters




| Product code             | JA-110Z              | JA-110Z-B         | JA-110Z-C         | JA-110Z-D         |
|--------------------------|----------------------|-------------------|-------------------|-------------------|
| Product name             | Address bus splitter | Bus splitter      | Bus splitter      | Bus splitter      |
| Dimensions               | 90 x 90 x 34 mm      | 71 x 64 x 13 mm   | 40 x 38 x 13 mm   | 102 x 66 x 18 mm  |
| Idle current consumption | 5 mA                 | -                 | -                 | -                 |
| Maximum voltage          | 16 V                 | 42 V AC / 60 V DC | 42 V AC / 60 V DC | 48 V AC / 60 V DC |
| Maximum current          | 2 A                  | 2 A               | 2 A               | 2 A               |




## INSTALLATION ACCESSORIES

Covers and installation boxes



|                     |   |                                     |                                     |
|---------------------|---|-------------------------------------|-------------------------------------|
| <b>Product code</b> | PLV-JA111R  IP40 | PLV-JA152JMSII                      | PLV-JA154JMSII                      |
| <b>Product name</b> | Plastic cover for JA-111R   | Replacement cover for JA-152J MS II | Replacement cover for JA-154J MS II |
| <b>Dimensions</b>   | 43 x 160 x 23 mm  | 36 x 63 x 15 mm                     | 36 x 77 x 15 mm                     |



|                          |   |   |   |
|--------------------------|---|---|---|
| <b>Product code</b>      | PLV-CP-M  IP40 | JA-190PL  IP40 | JA-195PL  IP40 |
| <b>Product name</b>      | Replacement cover for JA-102KY/KRY  | Multipurpose installation box - small   | Multipurpose installation box - medium  |
| <b>Dimensions</b>        | 268 x 225 x 83 mm   | 90 x 90 x 34 mm   | 102 x 102 x 34 mm   |
| <b>Supported modules</b> | -   | JB-110N<br>JA-111H TRB<br>JB-111N<br>JA-150N<br>JA-151N   | JB-110N<br>JA-111H TRB<br>JB-111N<br>JA-150N<br>JA-151N   |



|                     |                                    |                                     |  |
|---------------------|------------------------------------|-------------------------------------|--|
| <b>Product code</b> | JA-1X1A-C<br>/-WH /-GR /-AN        | JA-1X1A-C<br>/-WH-B /-GR-B /-AN-B   | JA-1X1A-C-ST<br>/-B                                    |
| <b>Product name</b> | Plastic siren cover with red light | Plastic siren cover with blue light | Stainless steel siren cover with red / blue (-B) light |
| <b>Dimensions</b>   | 200 x 300 x 70 mm                  | 200 x 300 x 70 mm                   | 200 x 300 x 70 mm                                      |

## INSTALLATION ACCESSORIES

Installation cables



|                           |  |                                       |  |  |
|---------------------------|--|---------------------------------------|--|--|
| <b>Product code</b>       | CC-01  | CC-02                                 | CC-03  | CC-11  |
| <b>Product name</b>       | Installation cable   | Installation cable                    | Installation cable   | Installation cable   |
| <b>Length</b>             | 300 m  | 300 m                                 | 250 m  | 200 m  |
| <b>Cable diameter</b>     | 1 x 2 x 24 AWG (0,2 mm <sup>2</sup> )<br>1 x 2 x 20 AWG (0,5 mm <sup>2</sup> ) | 2 x 2 x 24 AWG (0,2 mm <sup>2</sup> ) | 3 x 2 x 24 AWG (0,2 mm <sup>2</sup> )<br>1 x 2 x 20 AWG (0,5 mm <sup>2</sup> ) | 1 x 2 x 24 AWG (0,2 mm <sup>2</sup> )<br>1 x 2 x 20 AWG (0,5 mm <sup>2</sup> )   |
| <b>Flammability class</b> | -  | -                                     | -  | B2CA-s1, d0, a1  |
| <b>Note</b>               | -  | -                                     | 2 pairs of auxiliary cables  | Higher resistance of the cable against the spread of fire through cable bundles and against the leak of toxic vapors. Suitable for a commercial environment. |

## INSTALLATION ACCESSORIES

Testers



|                     |                                |                       |
|---------------------|--------------------------------|-----------------------|
| <b>Product code</b> | SD-TESTER                      | GBT-212               |
| <b>Product name</b> | Test spray for smoke detectors | Glass break simulator |

## INSTALLATION ACCESSORIES

Label printer



|                     |  |
|---------------------|--|
| <b>Product code</b> | PT-P700-X  |
| <b>Product name</b> | Label printer                                    |
| <b>Note</b>         | Accessories: printer tape PT-TAPE02-BW /-WB /-WG |

## INSTALLATION ACCESSORIES

RFID card reader for PC



|                     |                         |
|---------------------|-------------------------|
| <b>Product code</b> | JA-190T                 |
| <b>Product name</b> | RFID card reader for PC |

## INSTALLATION ACCESSORIES

Wall plugs and screws



|                     |                              |                              |
|---------------------|------------------------------|------------------------------|
| <b>Product code</b> | ACC-D-UX5R                   | ACC-D-UX6R                   |
| <b>Product name</b> | Universal plastic wall plugs | Universal plastic wall plugs |



|                     |             |             |                             |                             |
|---------------------|-------------|-------------|-----------------------------|-----------------------------|
| <b>Product code</b> | ACC-S3.5X40 | ACC-S4.5X50 | ACC-SH3.5X40                | ACC-SH4.5X50                |
| <b>Product name</b> | Wood screws | Wood screws | Wood half-round head screws | Wood half-round head screws |



## POWER SUPPLY Adapters



| Product code        | DE06-12                                      | LT-089.07                                    |
|---------------------|--|--|
| Product name        | 12 V / 0,5 A power adapter                   | Power adapter                                |
| Dimensions          | 50 x 48 x 25 mm                              | 41 x 79 x 44 mm                              |
| Power supply        | 110 - 230 V AC                               | 110 - 230 V AC                               |
| Output voltage      | 12 V DC                                      | 12 V DC                                      |
| Output current      | 500 mA                                       | 1000 mA                                      |
| Peak output current | 1000 mA                                      | -  |
| Note                | Intended for powering wireless keypads, etc. | Intended for powering wireless keypads, etc. |

## POWER SUPPLY Backup batteries



| Product code | SA214-2.6        | BAT-4V8         | BAT-3V2-CR2                            |
|--------------|------------------|-----------------|--|
| Type         | Pb               | NiCd            | LiFePO4                                |
| Voltage      | 12 V             | 4,8 V           | 3,2 V                                  |
| Capacity     | 2,6 Ah           | 1800 mAh        | 400 mAh                                |
| Dimensions   | 178 x 36 x 60 mm | 90 x 45 x 20 mm | ø 16 x 28 mm                           |
| Note         | For JA-102KY/KRY | For JA-115A     | For JA-110A II, JA-150A II and JA-152A |

## POWER SUPPLY Batteries



| Product code | BAT-1V5-AA | BAT-3V0-CR123A | BAT-3V6-AA-LS |
|--------------|------------|----------------|---------------|
| Type         | alkaline   | lithium        | lithium       |
| Voltage      | 1,5 V      | 3 V            | 3,6 V         |
| Capacity     | 2500 mAh   | 1500 mAh       | 2400 mAh      |



| Product code | BAT-3V0-CR2032 | BAT-100A |
|--------------|----------------|----------|
| Type         | lithium        | lithium  |
| Voltage      | 3 V            | 3,6 V    |
| Capacity     | 200 mAh        | 13 Ah    |

# INDEX



|                                |    |                    |    |
|--------------------------------|----|--------------------|----|
| ACC-D-UX5R                     | 11 | JA-151ST-A         | 7  |
| ACC-D-UX6R                     | 11 | JA-152A            | 7  |
| ACC-S3.5X40                    | 11 | JA-152J MS II      | 4  |
| ACC-S4.5X50                    | 11 | JA-152P /-GR /-AN  | 5  |
| ACC-SH3.5X40                   | 11 | JA-153E /-GR /-AN  | 3  |
| ACC-SH4.5X50                   | 11 | JA-154J MS II      | 4  |
| BAT-1V5-AA                     | 12 | JA-155E /-GR /-AN  | 3  |
| BAT-3V0-CR123A                 | 12 | JA-155P            | 5  |
| BAT-3V0-CR2032                 | 12 | JA-159J            | 8  |
| BAT-3V2-CR2                    | 12 | JA-160PC           | 6  |
| BAT-3V6-AA-LS                  | 12 | JA-160PC (90)      | 6  |
| BAT-4V8                        | 12 | JA-162PB /-GR /-AN | 5  |
| BAT-100A                       | 12 | JA-162PC /-GR /-AN | 6  |
| CC-01                          | 10 | JA-162PW /-GR /-AN | 5  |
| CC-02                          | 10 | JA-165A            | 8  |
| CC-03                          | 10 | JA-180PB           | 5  |
| CC-11                          | 10 | JA-180W            | 5  |
| DE06-12                        | 12 | JA-190J            | 4  |
| GBT-212                        | 11 | JA-190PL           | 10 |
| JA-1X1A-C-ST /-B               | 10 | JA-190T            | 11 |
| JA-1X1A-C /-WH-B /-GR-B /-AN-B | 10 | JA-192J            | 4  |
| JA-1X1A-C /-WH /-GR /-AN       | 10 | JA-194J-RE /-BK    | 4  |
| JA-102KRY                      | 3  | JA-194Y-LITE       | 3  |
| JA-102KY                       | 3  | JA-195J            | 4  |
| JA-110A                        | 7  | JA-195PL           | 10 |
| JA-110A II                     | 7  | JB-110N            | 9  |
| JA-110P                        | 4  | JB-111N            | 9  |
| JA-110P PET                    | 4  | JB-162N-PLUG       | 8  |
| JA-110ST                       | 7  | JB-163N-PLUG       | 8  |
| JA-110Z                        | 9  | LD-81              | 7  |
| JA-110Z-B                      | 9  | LT-089.07          | 12 |
| JA-110Z-C                      | 9  | PLV-CP-M           | 10 |
| JA-110Z-D                      | 9  | PLV-JA111R         | 10 |
| JA-111H TRB                    | 9  | PLV-JA152JMSII     | 10 |
| JA-111R                        | 3  | PLV-JA154JMSII     | 10 |
| JA-111ST-A                     | 7  | PT-P700-X          | 11 |
| JA-112M                        | 6  | SA214-2.6          | 12 |
| JA-112P /-GR /-AN              | 5  | SD-TESTER          | 11 |
| JA-113E /-GR /-AN              | 3  |                    |    |
| JA-115A                        | 8  |                    |    |
| JA-115E /-GR /-AN              | 3  |                    |    |
| JA-115P                        | 5  |                    |    |
| JA-120PB                       | 5  |                    |    |
| JA-120PC                       | 6  |                    |    |
| JA-120PC (90)                  | 6  |                    |    |
| JA-120PW                       | 5  |                    |    |
| JA-122PB /-GR /-AN             | 5  |                    |    |
| JA-122PC /-GR /-AN             | 6  |                    |    |
| JA-122PW /-GR /-AN             | 5  |                    |    |
| JA-150A II                     | 7  |                    |    |
| JA-150M /-GR /-AN /B           | 6  |                    |    |
| JA-150N                        | 9  |                    |    |
| JA-150P                        | 4  |                    |    |
| JA-150P PET                    | 4  |                    |    |
| JA-151M /-GR /-AN /B           | 6  |                    |    |
| JA-151N                        | 9  |                    |    |
| JA-151ST                       | 7  |                    |    |



# BASIC TECHNICAL SPECIFICATION



## SYSTEM PARAMETERS

|             |          |
|-------------|----------|
| Sections    | up to 4  |
| Users       | up to 32 |
| Peripherals | up to 31 |
| PG outputs  | 2        |



## BUS DEVICES

|   |                    |
|---|--------------------|
| Power supply                              | 12 V               |
| RFID frequency                            | 125 kHz            |
| Operating temperature of internal devices | -10 °C to +40 °C * |
| Operating temperature of external devices | -25 °C to +60 °C * |



## WIRELESS DEVICES

|   |                      |
|---|----------------------|
| Operating frequency                       | 868,1 MHz            |
| Battery service life                      | approx. 2 years *    |
| RFID frequency                            | 125 kHz              |
| Communication range                       | approx. 300 - 1000 m |
| Operating temperature of internal devices | -10 °C to +40 °C *   |
| Operating temperature of external devices | -25 °C to +60 °C *   |


\* unless specified otherwise



PET (Basic pet immunity)



IP (Ingress protection class)



C-ENMIPR23090